



TECHNICAL STANDARDS &
SAFETY AUTHORITY
14th Floor, Centre Tower
3300 Bloor Street West
Toronto, Ontario
Canada M8X 2X4

Show facsimile of manufacturer's logo or trademark, as it will appear on the fitting, in the space below

Swagelok

STATUTORY DECLARATION Registration of Fittings

I, David H. Peace, Vice President of Engineering
(Name and Position, e.g. President, Plant Manager, Chief Engineer)

of Swagelok Company
(Name of Manufacturer)

Located at 29500 Solon Road, Solon, Ohio 44139-3492 (See Attachment A) (440) 248-4600 440-519-7384
(Plant Address) (Telephone No.) (Fax No.)

do solemnly declare that the fittings listed hereunder, which are subject to the **Technical Standards and Safety Act**, Boilers and Pressure Vessels Regulation, comply with all of the requirements of ASME B31.3 Chapter IX, for unlisted components where applicable

(Title of recognized North American Standard)

which specifies the dimensions, materials of construction, pressure/temperature ratings, identification marking the fittings and service;

or are not covered by the provisions of a recognized North American standard and are therefore manufactured to comply with _____ as supported by the attached data which identifies the dimensions, material of construction, pressure/temperature ratings and the basis for such ratings, the marking of the fitting for identification and service.

I further declare that the manufacture of these fittings is controlled by a quality system meeting the requirements of ISO 9001:2008 which has been verified by the following authority, The British Standards Institution

The items covered by this declaration, for which I seek registration, are category A (Swagelok IPT Series Fitting) type fittings. In support of this application, the following information and/or test data are attached as follows:

Attachment A, Attachment B, Support Documents, Catalog Information, ISO 9001:2008 Certificate

(drawings, calculations, test reports, etc.)

Declared before me at Solon in the State of Ohio

the 14th day of January AD 2016

Commissioner for Oaths:

Jamie L. Ristau
(Printed name)
Jamie L. Ristau
Resident Portage County
Notary Public, State of Ohio
My Commission Expires: 03/06/2019

Jamie L. Ristau
(Signature)

[Signature]
(Signature of Declarer)

FOR OFFICE USE ONLY

To the best of my knowledge and belief, the application meets the requirements of the **Technical Standards and Safety Act**, Boilers and Pressure Vessels Regulation, and CSA Standard B51 and is accepted for registration in Category A

CRN: CSA-0A/B288.56

Registered by: A. BANWATT

Dated: APRIL 18 2016

NOTE: This registration expires on: MARCH 1 2026



REGISTERED

C.R.N. CSA-0A/B288.56

Signed: [Signature]

Date: 18/04/2016

178 Rexdale Boulevard, Toronto, ON Canada M9W 1R3



Attachment B: Scope of CRN Registration for Swagelok Cone and Thread IPT Fittings (Category A)


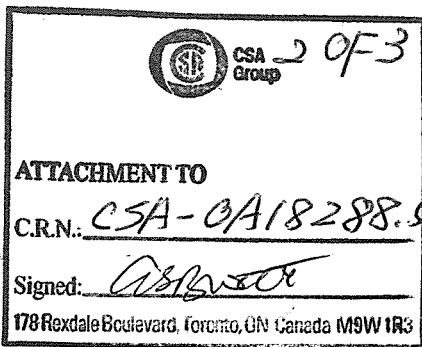
This document represents the scope of the Swagelok Cone and Thread IPT Fittings covered by this submission for CRN approval. The Swagelok Cone and Thread IPT Fittings were designed and evaluated in accordance with ASME B31.3 Chapter IX for unlisted components.

Summary Table

Product Description	Materials	End Connections	Sizes	Maximum Rated Pressure (psi)		Design Code of Construction
				At ambient temperature	At maximum temperature (1000F)*	
Cone and Thread Fittings – IPT Series	316 SS A276 or A479	Medium-Pressure Cone and Thread	1/4"	20000	16800	ASME B31.3 Chapter IX (unlisted components)
			3/8"	20000	16800	
			9/16"	20000	16800	
			3/4"	20000	16800	
			1"	20000	16800	

*Max temperature pressure ratings were obtained by multiplying the medium pressure working rating listed in the product catalog by the listed elevated temperature factor for Strain-Hardened 316 SS (0.84)

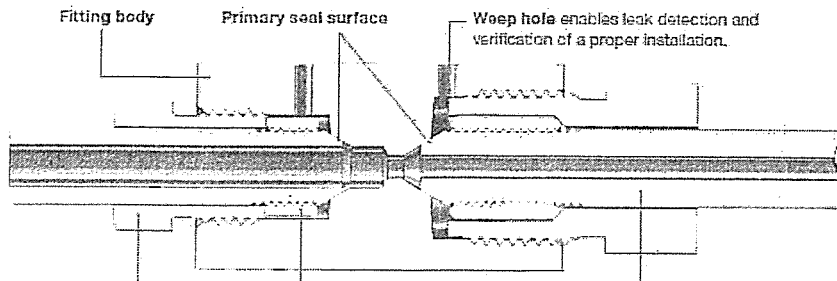
Product Illustration



Cone and Thread Fitting – IPT Series

Medium-pressure cone and thread end connection shown on left side of fitting

High-pressure cone and thread end connection shown on right side of fitting



Gland creates a load on the collar to ensure a seal on the tubing and body angle area.

Collar threads onto the cone and inthread tubing with left-hand threads to prevent accidental disassembly of collar during installation.

Cone and thread tubing is required for cone and thread fitting installation. High-pressure tubing has a thicker wall than medium-pressure tubing. See the Tubing/Fitting Compatibility matrix on page 58.



30F3

Configurations

ATTACHMENT TO

C.R.N. CSA-0A18288.56

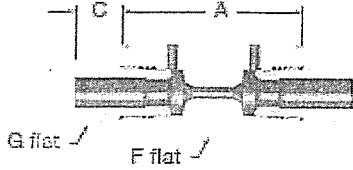
Signed: [Signature]

178 Rexdale Boulevard, Toronto, ON Canada M9W 1R3

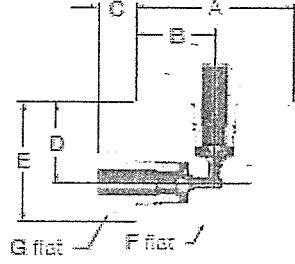
Elbows

Couplings

Medium Pressure

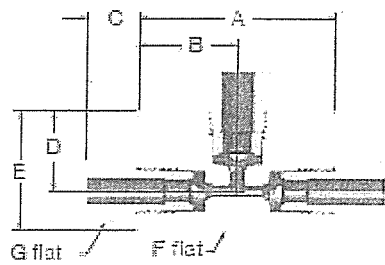


Medium Pressure



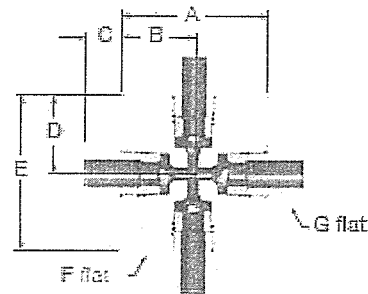
Tees

Medium Pressure



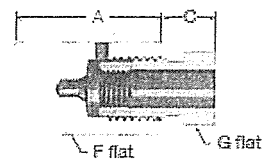
Crosses

Medium Pressure




Caps and Plugs

Caps



Medium-pressure configuration shown

0A18288.5 Plugs



Typical Product Characteristics

Some product options could affect the pressure-temperature ratings shown in the Summary Table, but in all cases the ratings are less than or equal to those shown in the Summary Table. An example of this would be collars, glands, or tube nipples.

Additional options that do not affect pressure-temperature ratings may be made available within the scope of this registration.

Quality System

The Swagelok Company quality system complies with the requirements of BS EN ISO 9001:2008. The Swagelok Company maintains British Standards Institution Certificate of Registration Number FM 01729, which applies to all locations listed on the Certificate. IPT Fittings are manufactured at a Swagelok Company location in Erie, Pennsylvania.

References

The product catalog does not represent the full scope of registration, but rather details some of the most common options.

- Medium and High Pressure Valves, Fittings and Tubing Catalog MS-02-472